

CountryLiving



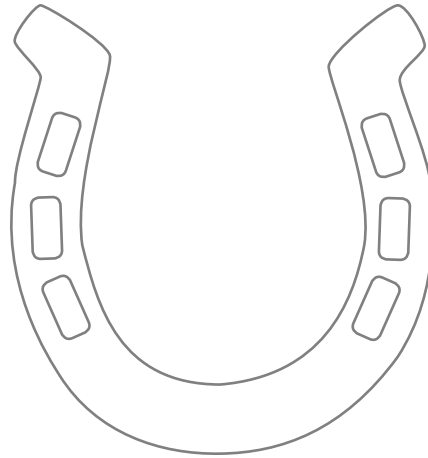
Derby Party

Paper Ribbon How-To

Accordion-fold rectangular strips of craft paper and tape ends together to form a circle (you may need two to three strips of paper depending on the desired size of your ribbon).
Cut a number from the same paper.

Cut a circle from a complementary color of craft paper.
Cut two tails, notching the ends, from the same paper. Attach circle and tails to the rosette with hot-glue.

Trace horse patterns on craft paper; cut out.
Attach horse silhouettes, horseshoe, and number to circle with hot-glue. Repeat procedure as many times as needed to make multiple ribbons, using a different number for each.



CountryLiving

Derby Party

Bow Tie How-To

Trace bow tie pattern on craft paper; cut out. Fold ends toward center line and tape in place.

Trace center strap pattern on craft paper; cut out. Wrap strap around the center of the assembled bow tie and tape in place.

