

**2020 BMW M235i
xDrive Gran Coupe**

**2020 Cadillac
CT4-V**

**2020 Mercedes-AMG
A35 4Matic**

Base/As Tested \$46,495/**\$50,795**

\$45,490/**\$52,165**

\$45,945/**\$52,705**

Dimensions

Wheelbase 105.1 in
L/W/H 178.5/70.9/55.9 in
Track, F/R 61.5/61.4 in
Interior Volume, F/R 51/38 ft³
Trunk Volume **12 ft³**

109.3 in
187.2/71.5/56.0 in
60.3/61.7 in
52/38 ft³
11 ft³

107.4 in
179.4/70.7/56.9 in
61.9/61.8 in
54/39 ft³
9 ft³

Powertrain

Engine turbocharged DOHC 16-valve inline-4
122 in³ (1998 cm³)
Power, hp @ rpm **301 @ 6250**
Torque, lb-ft @ rpm **332 @ 1750**
Redline/Fuel Cutoff 6500/6600 rpm
lb per hp 11.8

turbocharged DOHC 16-valve inline-4
166 in³ (2727 cm³)
325 @ 5500
380 @ 1500
6000/6000 rpm
11.2

turbocharged DOHC 16-valve inline-4
122 in³ (1991 cm³)
302 @ 6100
295 @ 3000
6500/6500 rpm
11.6

Driveline

Transmission 8-speed automatic
Driven Wheels all
Final-Drive Ratio:1 3.08

10-speed automatic
rear
2.85

7-speed dual-clutch automatic
all
3.93, 2.68*

Chassis

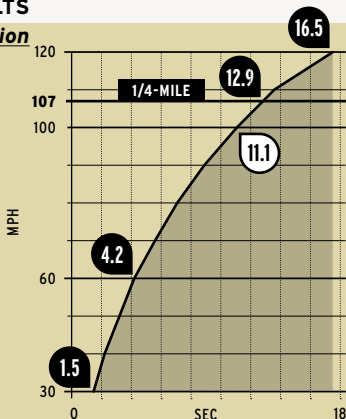
Suspension **F:** struts, coil springs, anti-roll bar
R: multilink, coil springs, anti-roll bar
Brakes **F:** 14.2-in vented disc
R: 13.0-in vented disc
Stability Control fully defeatable, traction off,
launch control
Tires Bridgestone Potenza S005
235/35R-19 91Y ★

F: struts, coil springs, anti-roll bar
R: multilink, coil springs, anti-roll bar
F: 12.6-in vented disc
R: 12.4-in vented disc
fully defeatable, traction off,
competition modes, launch control
Continental SportContact 6 SSR
235/40R-18 95Y TPC

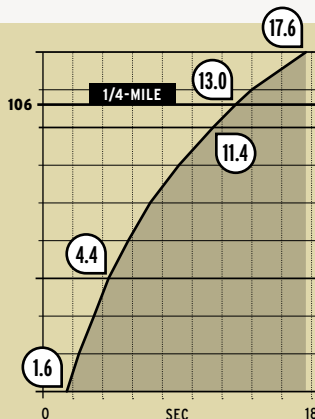
F: struts, coil springs, anti-roll bar
R: multilink, coil springs, anti-roll bar
F: 13.8-in vented, cross-drilled disc
R: 13.0-in vented, cross-drilled disc
fully defeatable, competition mode,
launch control
Michelin Pilot Sport 4S
235/35ZR-19 (91Y) M01

TEST RESULTS

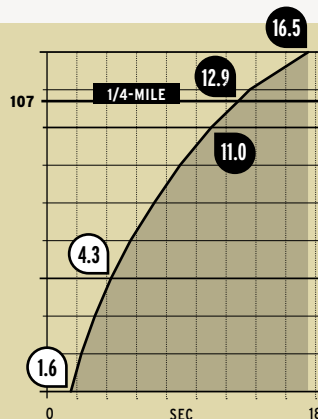
Acceleration



Results in graph omit 1-ft rollout of 0.3 sec.



Results in graph omit 1-ft rollout of 0.3 sec.



Results in graph omit 1-ft rollout of 0.3 sec.

Rolling Start, 5-60 mph 6.0 sec
Top Gear, 30-50 mph 3.0 sec
Top Gear, 50-70 mph **3.5 sec**
Top Speed 129 mph (gov ltd)

5.2 sec
2.8 sec
3.6 sec
164 mph (mfr's claim)

5.1 sec
2.6 sec
3.6 sec
155 mph (mfr's claim)

Chassis

Braking, 70-0 mph 156 ft
Braking, 100-0 mph 312 ft
Roadholding, 300-ft Skidpad 0.91 g

152 ft
310 ft
0.93 g

161 ft
313 ft
0.99 g

Weight

Curb 3558 lb
Distribution, F/R 58.6/41.4%

3628 lb
52.3/47.7%

3513 lb
60.5/39.5%

Fuel

Capacity/Octane 13.2 gal/93
EPA Comb/City/Hwy 26/23/32 mpg
C/D 175-mi Trip **23 mpg**

17.4 gal/93
23/20/29 mpg
21 mpg

13.5 gal/91
27/24/31 mpg
23 mpg

Sound Level

Idle/Full Throttle **36/83 dBA**
70-mph Cruise 73 dBA

42/79 dBA
71 dBA

42/85 dBA
72 dBA